

# P3L Ellipsoidal Light (Clamp)

90W LED/ 10° / 19° / 26° / 36° / 50°



## ORDERING GUIDE

**FLXP3L** -  -  -  - **CLP** - **PSV** -

### Beam Angle

**10** 10°  
**19** 19°  
**26** 26°  
**36** 36°  
**50** 50°

### Mode

**CLR** All Modes  
**EZ** All EZ Modes  
**RGB** RGB Mode Only  
**CCT** Tunable CCT Mode Only  
**3200** Fixed 3200K  
**5600** Fixed 5600K

### Finish

**WH** White  
**BK** Black

### Mount

**CLP** Clamp Mount

### Power Supply

**PSV** Power Supply

### Plug/Connection

**US** US 120V  
**EU** EU 220V

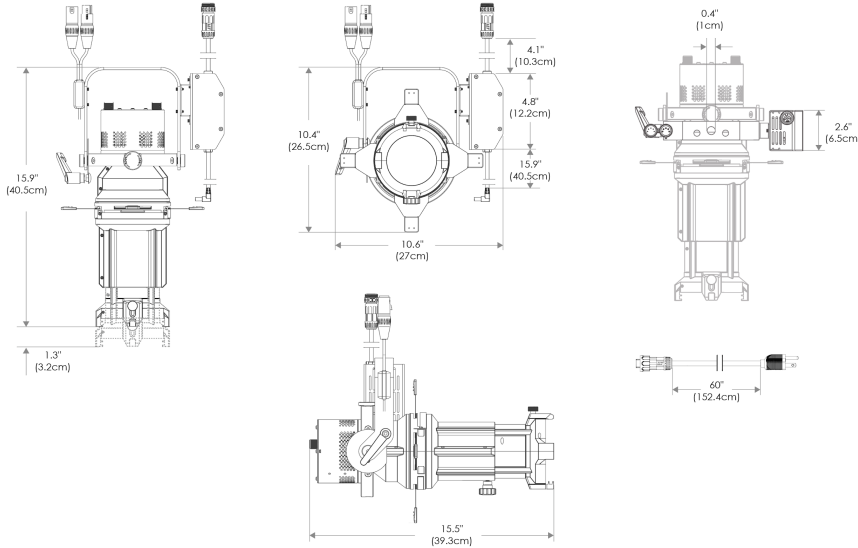
## SPECIFICATIONS

Beam Angle	10° / 19° / 26° / 36° / 50°
CRI / TLCI	95/90 typical
Dimming	100% - 0% flicker free
AC Power Draw	90W max
AC Input	100 - 240V AC, 50 - 60Hz
Control	Manual, DMX512
Cooling	Fan Cooled
Acoustic Noise	19 dBA (Auto Mode)
Operating Temp.	32 - 104°F (0 - 40°C)
Weight (Fixture + Power Supply)	8.1lb / 3.7kg (With 19°/26°/36°/50° lens tube)
Weight (Fixture + Power Supply)	11.0lb / 5.0kg (With 10° lens tube)
Gobo Size	Diameter: M Size (66mm)
	Max Image: 48mm
	Max Thickness: 1mm
Approved Regulatory Standards	cETLus, FCC, CE, UKCA, RoHS, WEEE

- Cine-Grade Light Quality
- Point-Source LED
- DMX Controllable
- 90W Power Draw
- Carries Four Shutter Blades

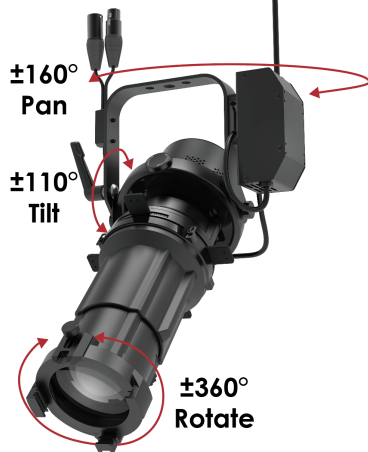
## MECHANICAL FIGURES

### 19° / 26° / 36° / 50° Barrel



\*PSV & PST configuration models come with standard DC cables of 16" and AC cables of 5'.

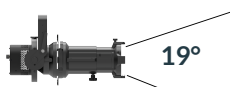
## TILT/ROTATION



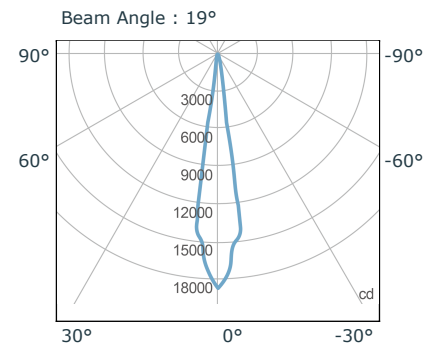
\* Tilt/rotation applies to all options.

## PHOTOMETRIC DATA

### 19 Degree

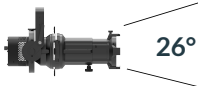


Distance		3' (~0.9 m)	10' (~3.0 m)	15' (~4.6 m)
@3200K	fc	2445	203	95
	lux	26321	2180	1020
@5600K	fc	2321	192	90
	lux	24988	2070	970
Beam Diameter		Ø 0.9' (~0.3m)	Ø 3.0' (~0.9m)	Ø 4.5' (~1.4m)

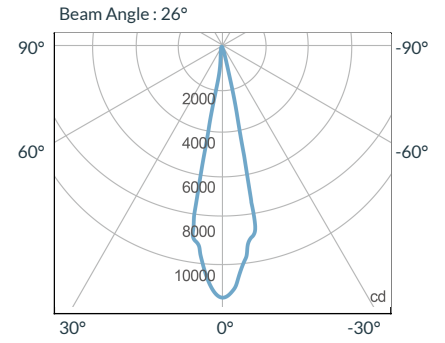


PHOTOMETRIC DATA

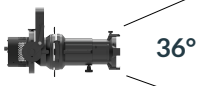
26 Degree



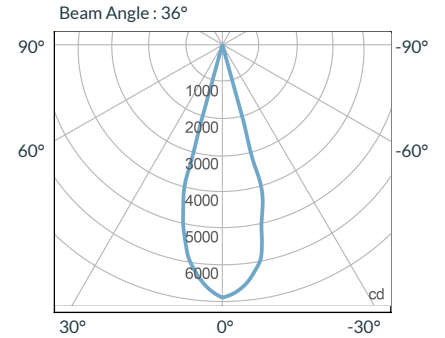
Distance		3' (~0.9 m)	10' (~3.0 m)	15' (~4.6 m)
@3200K	fc	1491	125	59
	lux	16049	1350	636
@5600K	fc	1413	119	56
	lux	15210	1280	604
Beam Diameter		Ø 1.1' (~0.3m)	Ø 3.6' (~1.1m)	Ø 5.6' (~1.7m)



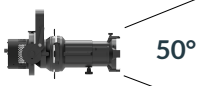
36 Degree



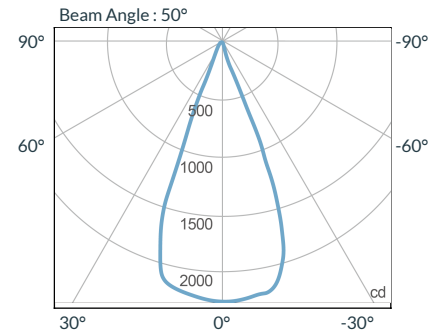
Distance		3' (~0.9 m)	10' (~3.0 m)	15' (~4.6 m)
@3200K	fc	885	76	35
	lux	9531	814	381
@5600K	fc	844	72	34
	lux	9086	773	363
Beam Diameter		Ø 1.6' (~0.5m)	Ø 5.3' (~1.6m)	Ø 8.1' (~2.5m)



50 Degree



Distance		3' (~0.9 m)	10' (~3.0 m)	15' (~4.6 m)
@3200K	fc	279	24	11
	lux	3007	259	123
@5600K	fc	264	23	11
	lux	2840	247	118
Beam Diameter		Ø 2.3' (~0.7m)	Ø 7.7' (~2.3m)	Ø 11.8' (~3.6m)



MODE DESCRIPTION

Mode Description	Available Modes
- CLR	All Modes (8 bit and 16 bit)
- EZ	All EZ Modes (8 bit) ( EZ CCT / EZ HSI / EZ RGBW / EZ RGB / EZ ICTHS / EZ ICT RGBW / EZ 3200K / EZ 5600K)
- RGB	EZ RGB (8 bit)
- CCT	EZ CCT (8 bit)
- 3200	EZ 3200K (8 bit)
- 5600	EZ 5600K (8 bit)

See Downloads portion of webpage for full DMX profiles

## COMPATIBLE ACCESSORIES

(specify finish by adding -BK or -WH)



15' Safety Cable  
FLXSAFETYCABLE



2" Diameter Clamp  
FLXCLAMP



Studio Remote Patcher Utility  
CXRPDU



Leko Lens Tube  
10deg  
FLXP3L-LEKO10



Leko Lens Tube  
19deg  
FLXP3L-LEKO19



Leko Lens Tube  
26deg  
FLXP3L-LEKO26



Leko Lens Tube  
36deg  
FLXP3L-LEKO36



Leko Lens Tube  
50deg  
FLXP3L-LEKO50



Leko Gobo Holder  
FLXP3L-  
GOBOHOLDER



Leko Gobo Set of 4  
FLXP3L-GOBOSET



Leko Iris  
FLXP3L-IRIS



Leko Gel Holder  
FLXP3L-GELHOLDER



0-10V to DMX Converter  
KSUSCB1



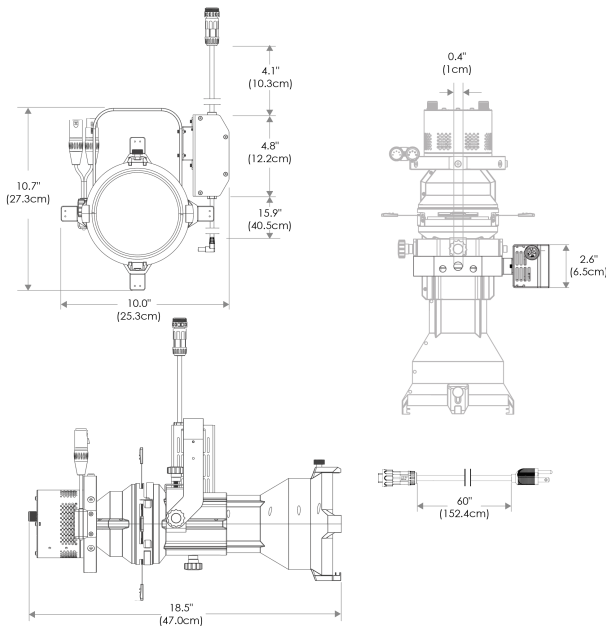
DMX 6 Channel Controller  
FLXCNTL-DMX6



DALI to DMX Converter  
KSUSCB2

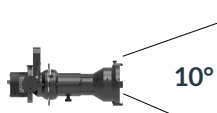
## MECHANICAL FIGURES

### 10° Barrel



**PHOTOMETRIC DATA**

10 Degree



Distance		3' (~0.9 m)	10' (~3.0 m)	15' (~4.6 m)
@3200K	fc	7294	541	252
	lux	78519	5820	2716
@5600K	fc	6836	512	238
	lux	73580	5510	2566
Beam Diameter		Ø 0.5' (~0.1m)	Ø 1.6' (~0.5m)	Ø 2.4' (~0.7m)

